

N5 CATALOG NUMBERING SYSTEM

Standard & Illuminated Push-Buttons

Operators
Page G6 & Page G14

N5		P				
Bezel Style	Type	Type	Cap Color	Push-Button Type	Lens Type	
C = Chrome X = Round Plastic	P = Push Button	N = Non-illuminated L = Illuminated	O = No Cap N = Black R = Red V = Green G = Yellow L = Blue B = White	G = Flush S = Extended E = Recessed	D = Diffused for illuminated push-button only	

Double Function Push-Buttons

Page G13

N5	D	P	L				
Bezel Style	Type	Type	Cap Color	Push-Button Type	ISO Symbols		
D = Square Plastic	P = Push Button	L = Illuminated	N = Black V = Green	G = Flush S = Top Flush Button Extended	00 = No Symbol 01 = With Symbol		

Pilot Lights

Page G7

N5						
Bezel Style	Type	Color	Lens Type	For Unibloc Type only		
C = Chrome X = Round Plastic	L = Standard U = Unibloc	R = Red V = Green G = Yellow L = Blue B = White I = Clear A = Amber	D = Diffused R = Retraced V = Glass	D0 = Full Voltage		

Mushroom Head Push-Buttons

Page G6

N5	E					
Bezel Style	Type	Mushroom Diameter	Color	Illumination	Position Type	
C = Chrome X = Round Plastic	M = Momentary T = Push/Pull R = Turn to reset C = Key to reset	3 = Ø 28 mm 4 = Ø 40 mm 6 = Ø 60 mm	N = Black R = Red V = Green G = Yellow	N = Non Illuminated L = Illuminated	1 = Push-Pull 2 = 3 pos; maint. Push-Mom-Pull 3 = 3 pos; mom Push-Mom-Pull 95 = Keyed	

N5 CATALOG NUMBERING SYSTEM

Knob & Lever Selector Switches

Pages G9, G10 & G12

N5	□	S	□	□	□	□
Bezel Style	Type	Type	Cam	Spring Return	Color	
C = Chrome X = Round Plastic		M = Knob V = Lever L = Illuminated Knob	D, I or H = 2 positions E, L, U or Z = 3 positions X = 4 positions Y or W = 5 positions	0 = Fixed 1 = From Left 3 = From Left & Right 5 = From Right	N = Black R = Red V = Green G = Yellow L = Blue	

Key Selector Switches

Page G11

N5	□	S	C	□	□	□	9	5
Bezel Style	Type	Cam	Spring Return	Key Removal	Key Selection			
C = Chrome X = Round Plastic		D, I or H = 2 positions E, L, U or Z = 3 positions X = 4 positions	2/4 Positions 0 = Fixed 5 = From right 3 Positions 0 = Fixed 5 = From right 3 = From left & right	See key removal position page G9				

Contact Blocks

Page G5

N5	B	□	□	□	□
Bezel Style	Contacts	Terminal Type		Contact Type	
	01 = 1 NC 10 = 1 NO 11 = 1 NO + 1 NC 20 = 2 NO 02 = 2 NC	V = Standard Screw F = Faston B = Base Mounting Screw		N = Normal A = Early Closing R = Late Opening	

Power Supplies

Page G5

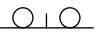
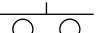
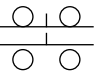
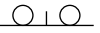
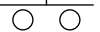
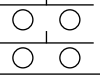

N5	P	□	□	□	□
Type	Style	Terminal Type	Full Voltage		
D = Full Voltage T = Transformer R = Resistor	N = Normal M = Multifunction continuous blinking	V = Standard Screw B = Base Mounting Screw	0 = No Bulb A = 6V B = 12V D = 24V G = 48V L = 120V Transformer / Resistor 110 - 120V = J 220 - 250V = N 480 - 500V = Y		

ASSEMBLY of 22mm PILOT DEVICES
Contacts and Power Supplies

Complete Unit Assembly


22mm OPERATOR **+** **CONTACT BLOCK** **or** **POWER SUPPLY** **or** **OPTIONAL ACCESSORIES**
 Pages G6 - G17 Page G5 Page G5 Pages G19 - G21
 (Assembled Push Button Stations - pages G26 - G28)

Contact Blocks (For use with all Panel Mounted Operations)

Type	Symbol	Screw Terminal Catalog No.	Quick Connect Terminal Catalog No.	Price
N.C.		N5B01VN	N5B01FN	\$11.50
N.O.		N5B10VN	N5B10FN	\$11.50
N.C. N.O.		N5B11VN	Not Available	\$23.00
N.C. Late Break		N5B01VR	Not Available	\$11.50
N.O. Early Make		N5B10VA	Not Available	\$11.50
N.O. N.O.		N5B20VN	Not Available	\$23.00
N.C. N.C.		N5B02VN	Not Available	\$23.00

G5

Power Supplies; Includes bulb¹ (For use with all Panel Mounted Operations)



	Voltage	Screw Terminal Catalog No.	Quick Connect Terminal Catalog No.	Base Mt. Terminal Catalog No.	Price
Full Voltage	No Lamp	N5PDNVO	N5PDNFO	N5PDNB0	\$27.00
	6V	N5PDNVA	N5PDNFA	N5PDNBA	\$32.50
	12V	N5PDNVB	N5PDNFB	N5PDNBB	\$32.50
	24V	N5PDNVD	N5PDNFD	N5PDNBD	\$32.50
	48V	N5PDNVG	N5PDNFG	N5PDNBG	\$32.50
	120V	N5PDNVL	N5PDNFL	N5PDNBL	\$32.50
Transformer	120 - 6V	N5PTNVJ	N5PDNFJ	N5PDNBJ	\$66.00
	240 - 6V	N5PTNVN	N5PDNFN	N5PDNBN	\$66.00
	480 - 6V	N5PTNVY	N5PDNFY	N5PDNBY	\$66.00
Resistor AC/DC	110 - 120V	N5PRNVJ	N5PDNFJ	N5PDNBJ	\$54.00
	220 - 240V	N5PRNVN	N5PDNFN	N5PDNBN	\$54.00
Flashing Full Voltage	110v AC/DC BA9S 130V-2W	N5PDMVJ	N5PDNFJ	N5PDNBJ	\$79.00
Flashing Transformer	120 - 6V BA9S 6V - 6W 220/250V	N5PTMVJ	N5PDNFJ	N5PDNBJ	\$103.00


Notes:

1. To order LED bulbs, see page G7. LED bulbs are sold separately

Discount Schedule SC-36

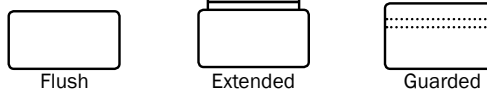
PUSH BUTTONS *(Operators only - add contacts on page G5)*

Standard - Momentary




Operator (only) ¹	Chrome Bezel Catalog No.	Type 4X Bezel Catalog No.	Price
With Flush Cap	N5CPN • G	N5XPN • G	\$13.00
With Extended Cap	N5CPN • S	N5XPN • S	\$13.00
Guarded Cap	N5CPN • E	---	\$13.00

(• See Color Table Below)




Mushroom Head - Momentary



Operator (only) ¹	Chrome Bezel Catalog No.	Type 4X Bezel Catalog No.	Price
Mushroom Head 28mm	N5CEM3 • N	N5XEM3 • N	\$25.50
Mushroom Head 40mm	N5CEM4 • N	N5XEM4 • N	\$25.50
Mushroom Head 60mm	N5CEM6 • N	N5XEM6 • N	\$29.00

(• See Color Table Below)

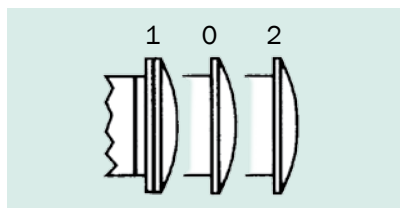
Mushroom Head - with Latch



Operator (only) ¹	Chrome Bezel Catalog No.	Type 4X Bezel Catalog No.	Price	
Push-Pull 40mm (2 pos. Maint.)	N5CET4 • N1	N5XET4 • N1	\$33.50	
Twist Release	Red 28mm	N5CER3RN	N5XER3RN	\$60.00
	Red 40mm	N5CER4RN	N5XER4RN	\$60.00
	EN418 ²	---	N5XER4RAN	\$65.00
	EN418-IND ³	---	N5XER4RAW	\$70.00
Key Release	Red 40mm	N5CEC4RN95	N5XEC4RN95	\$83.00
	EN418 ²	---	N5XER4RA95N	\$88.00

See page G26 for complete Emergency Stop Stations

Mushroom Head - 3 Position Push Pull



Operator (only) ¹	Chrome Bezel Catalog No.	Type 4X Bezel Catalog No.	Price
Maintained Push (0 to 1) Momentary Pull (0 to 2)	N5CET4 • N2	N5XET4 • N2	\$48.00
Momentary Push (0 to 1) Momentary Pull (0 to 2)	N5CET4 • N3	N5XET4 • N3	\$48.00

(• See Color Table Below)

• COLOR TABLE

- use complete catalog number when ordering. Replace the (•) with the suffix from the table below.

Color	Black	Red	Green	Yellow	Brown	Blue	White	Grey	W/O cap	w/Red,Blk/Green/Yellow
Caps	N	R	V	G	M	L	B	H	0	Z ²
Mushroom Heads	N	R	V	G	-	-	-	-	-	-

- Notes:**
- 1 Contact Blocks not included; see page G5
 - 2 Emergency Stop Operator; Complies with EN418 Machinery Safety Standard.
 - 3 Emergency Stop Operator with status indication. EN418 approved

Discount Schedule SC-36